

SEPTEMBER 2023

EARLY HEAD START 18 - 36 MONTHS

FAMILY ENGAGEMENT HOME PROJECT

Childs

Name: _____





Site: _____

Class #: _____

Teacher Signature: _____



Volunteers of America
LOS ANGELES

Sunday	Monday	Tuesday	Wednesday	Thursday	Friday	Saturday	Weekly Total
					1. Create a face: Talk about the parts of a face as your child creates one using different shapes. (LG #69)	2. Have your child walk along a straight, curvy or zig-zag lines of tape on the floor.	
				No Time Allowed	30 Mins	30 Mins	
3. Hunting for shapes: Encourage child to look around the house for shapes. (Ex: Clock is round. Allow your child to take it to school for show and tell.		5. Talk about the color orange. Encourage child to taste different food groups of a color Ex: carrots, oranges, etc.	6. Create a special handshake with your child. Tell him how much you love him and why he is the most important person in this world.	7. Play child's favorite songs and dance to the music. Make silly moves. Take a picture and share with his peers.	8. Allow child to help you prepare a simple meal. Talk about the ingredients. Ex: mixing the salad, add cheese to the beans, etc. <u>Safety first!</u> Take a picture.	9. Read book: "Ella Sarah Gets Dressed," by Margaret Chodos or any type of book about dress up. Have child talk to you about the book.	
30 Mins		30 Mins	No Time Allowed	30 Mins	30 Mins	No Time Allowed	
10. Listen and Support: When your child tries to tell you what he needs, listen carefully and provide words to expand what he says. (LG #92)	11. Practice tearing long strings of construction paper. Glue them on a separate paper and return to school.	12. Allow your child to serve themselves at meals from bowls or containers that are small or are not full. (LG #96)	13. Grocery shopping. Encourage child to look around the kitchen and assist you to make a list of items to buy at the market.	14. Play outdoor: encourage child to catch or kick a ball. Count how many kicks and catches he/she does.1 Write down how many kicks they did.	15. Read his favorite book. Encourage him to draw a picture related to the story. Ask him questions related to the story. 	16. Have your child use recycle paper and roll them into a ball. Have him toss them into a basket and sing the ABC song	
No Time Allowed	30 Mins	No Time Allowed	30 Mins	30 Mins	30 Mins	30 Mins	
17. Draw a rainbow on a piece of paper. Go on a hunt to find toys with matching colors to place on the correct color of the rainbow. 	18. Walk around the neighborhood. Talk about the stop sign. The importance of holding an adult hand and looking both ways. Take a picture and return to school.	19. Pretend play: dress up dolls. Encourage child to dress and undress a doll or any toy available. Talk about the process of dressing up.	20. Read a book: "No More Diapers" or any book related to diapers. Encourage child to talk about his feelings/letting go of the diapers.	21. Talk about what is happening as you and your child run fast, walk slowly, gallop like a horse or shuffle like an elephant. (LG #98)	22. Provide opportunities and encourage child to do things independently. Ex: put toys away. Clean up, etc. Parent make a chart of cleanup items.	23. Encourage child to practice tooth brushing. Talk about the importance of taking care of our teeth. Take a picture and return to school.	
1 HR	30 Mins	30 Mins	No Time Allowed	No Time Allowed	30 Mins	30 Mins	
24. Talk about the color brown. What can we find that is brown? Find a brown carton box and glue all the pictures that are brown. Return to school.	25. Encourage child to dress up by itself. Named the pieces of clothes. Ex: pants, shorts, shirt, etc.	26. Visit the Library Encourage child to select a book to share with you. Allow child to read the book to you. Draw a picture of the book cover.	27. Encourage child to pick/organize the clothes that she will be wearing to school tomorrow. Talk about the colors.	28. Encourage child to help you sort the dirty clothes. Ex: white clothes, color clothes, etc.	29. Have your child look through magazines and find things they use to keep themselves clean. Talk about the items, then make a collage with pictures.	30. Encourage your child to help you set the table for meal time. 	
1 HR	No Time Allowed	1 HR	No Time Allowed	No Time Allowed	30 Mins	No Time Allowed	